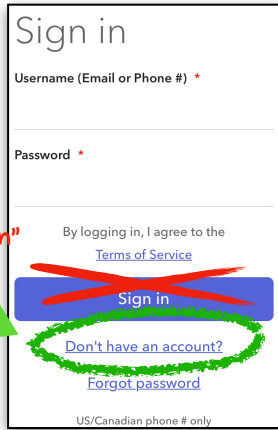


To set-up an account as a new family, please follow these step-by-step instructions.



Sign in

Username (Email or Phone #) \*

Password \*

By logging in, I agree to the [Terms of Service](#)

~~Sign in~~

Don't have an account?

[Forgot password](#)

US/Canadian phone # only

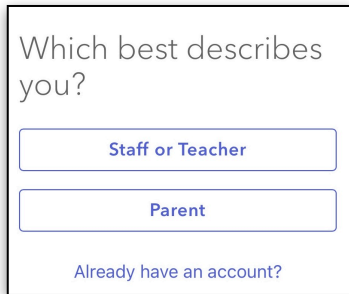
Do not click "Sign in"

## Step 1

Enter your email address under "Username"  
Create a strong password

Do not click "Sign in"

Click on "Don't have an account"



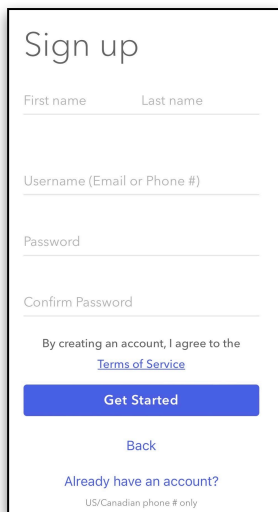
Which best describes you?

[Already have an account?](#)

## Step 2

Which best describes you?

Choose "parent"



Sign up

First name Last name

Username (Email or Phone #)

Password

Confirm Password

By creating an account, I agree to the [Terms of Service](#)

**Get Started**

[Back](#)

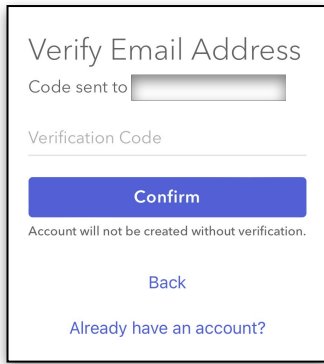
[Already have an account?](#)

US/Canadian phone # only

## Step 3

Enter your (not student) first name, last name,  
and username/password used on the first  
screen. Confirm password.

Click the blue "get started" button



Verify Email Address

Code sent to

Verification Code

**Confirm**

Account will not be created without verification.

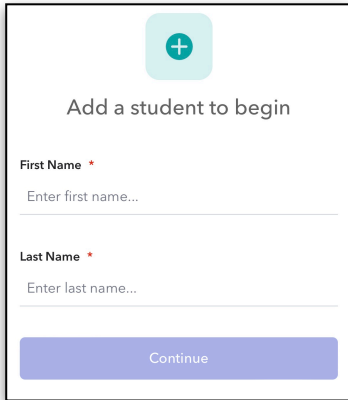
[Back](#)

[Already have an account?](#)

## Step 4

Verify your email address. You will be asked to enter a verification code that was delivered to the email you entered.

Click the blue "confirm" button



**+**

Add a student to begin

**First Name \***  
Enter first name...

**Last Name \***  
Enter last name...

**Continue**

## Step 5

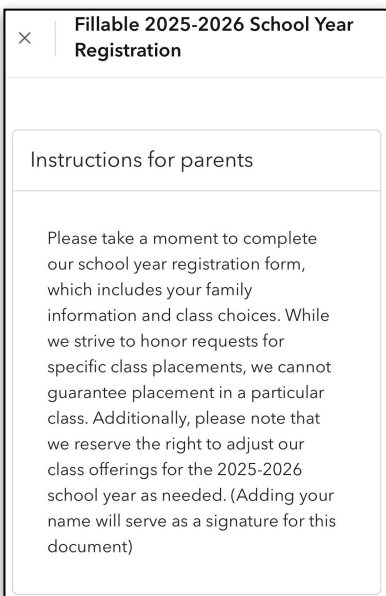
Add a student to begin. Enter his/her first name then last name.

Click the blue "continue" button

## Step 6 - 3 parts

### Box 1

Instructions for parents.  
*Please read.*



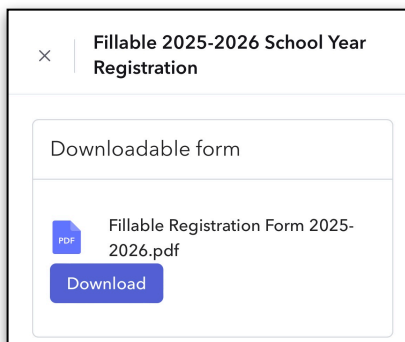
Fillable 2025-2026 School Year Registration

Instructions for parents

Please take a moment to complete our school year registration form, which includes your family information and class choices. While we strive to honor requests for specific class placements, we cannot guarantee placement in a particular class. Additionally, please note that we reserve the right to adjust our class offerings for the 2025-2026 school year as needed. (Adding your name will serve as a signature for this document)


### Box 2

Click the blue "download" button. Form will download to your desktop. Form is fillable. Complete and save.



Fillable 2025-2026 School Year Registration

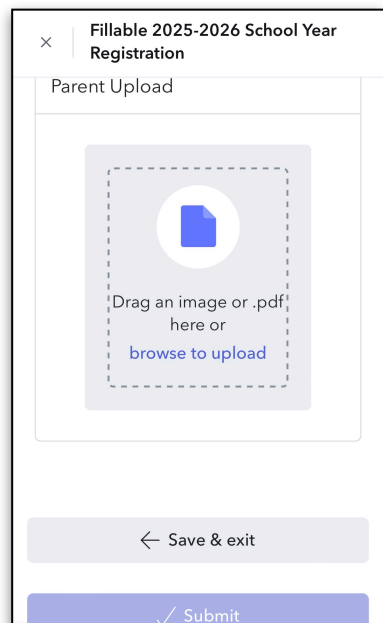
Downloadable form

 Fillable Registration Form 2025-2026.pdf

**Download**


### Box 3

Upload completed form. Be certain to check the program in which you are enrolling. Click the blue submit button.



Fillable 2025-2026 School Year Registration

Parent Upload

 Drag an image or .pdf here or [browse to upload](#)

**← Save & exit**

**✓ Submit**

**Congratulations! You have registered!**